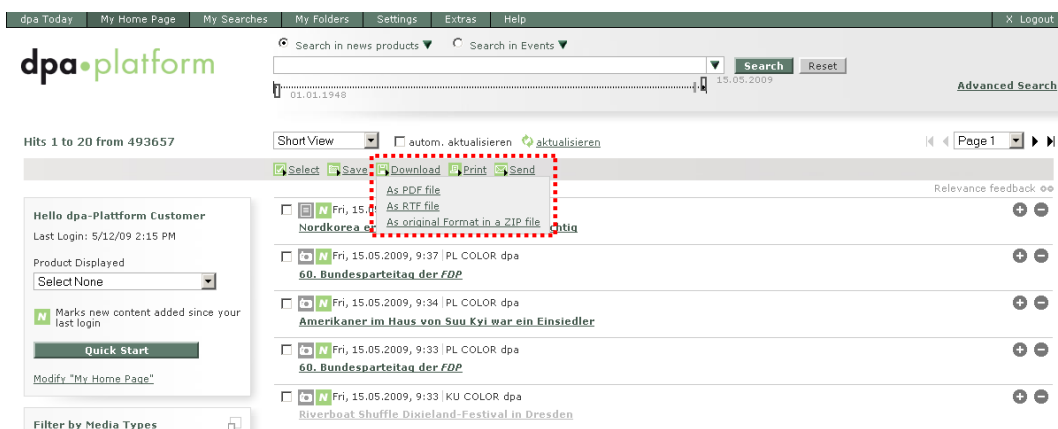


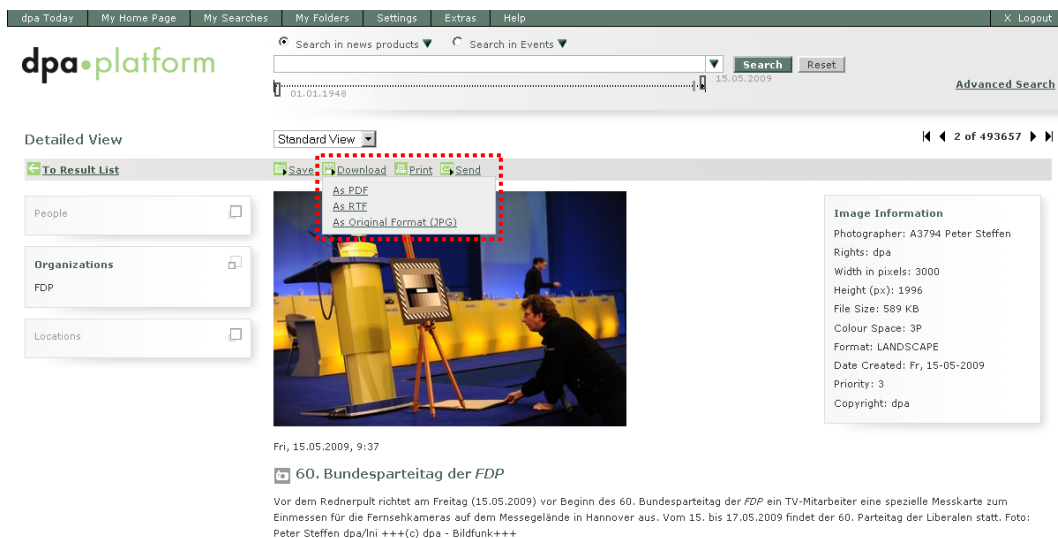


## Downloading – what formats are supported? What tips and tricks are there?

By clicking on a news item, an image or a graphic you can *download* it directly onto your hard drive from the results list or from the detailed view of a document. Before you can download several items from the results list at a time you must tick the appropriate boxes. Using the function *download* you can then choose from a selection of download formats.



Documents can also be downloaded from the detailed view but in this case only the document currently being viewed can be downloaded at one time.

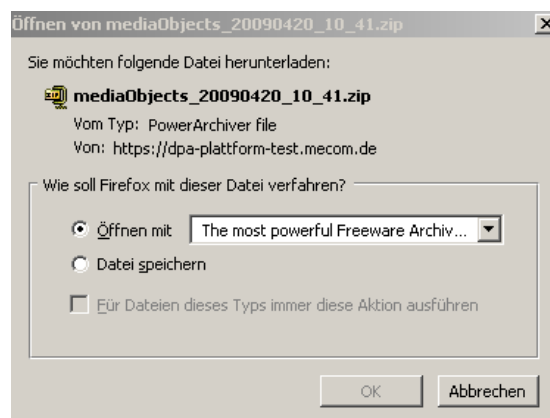


The download formats depend on the type of media to be downloaded. If documents containing a number of formats are to be downloaded these will only be available in the detailed view in the category: *As Originalformat in a ZIP file*.

Download Options Option	Available for
As PDF file	All formats
As RTF file	All formats
As Original format ZIP	All formats (several documents)
As Original format (IPTC)	Text items
As Original format (JPG)	Pictures and Graphics
As Original format (MP2)	Audio files
Im Original format (EPS)	Graphics



You can also decide whether to display or save the document. The files are denoted as follows: *mediaObjekts\_YearMonthDa*. The Extension (zip, jpg, pfd u.a.) depends on the format selected.



Tips and Tricks

The download process is controlled by the functions of your browser. It is important to enable pop-ups otherwise the window you need in order to download will not be displayed.

Please note that in the case of pictures and graphics these can only be downloaded in high-resolution Original Format.

